


## Features

ADH 155 centrifugal pump with mechanical seal are made of plastic materials (Polypropylene and PVDF) and are suitable for high corrosive liquids. They are operated by a direct-drive motor (max 3000 rpm). Their special open-impeller design allows pumping even with very dirty liquids having apparent viscosity up to 500 cps (at 20°C) and small suspended solids.

There are two versions available with different internal mechanical seal depending on use, A (lip seal) and B (bellows seal.)



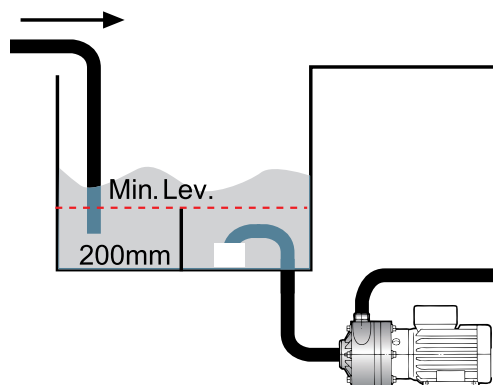
## Technical data

Construction Materials	PP - PVDF
Max. Capacity	45 m <sup>3</sup> /h
Max Head	28 m
Max Temperature	PP 60°C - PVDF 90°C
Max Viscosity	500 cPs
Max.diameter of passing solids	3 mm
Intake / delivery connections	2 1/2 " F x 2" M - DN65 X DN50 on request
Motor	7.5 HP 380V3/50Hz / 2800 rpm
Pump weight with motor	PP 60 Kg - PVDF 63 Kg

## Installation

ADH 155 horizontal centrifugal pump should be installed with the shaft positioned horizontally in a positive suction head arrangement. Suitable devices should be fitted to prevent dry running and the formation of a vortex and possible air suction. ADH 155 horizontal centrifugal pump should only operate whilst filled.

Running dry or with bubbles can cause damage to the mechanical seal.




## Description of the Pump

Resin-encased horizontal centrifugal pumps feature a solid pump casing and a lantern for connecting the electric motor and inspection of the mechanical seal. The open impeller is fitted to the pump shaft that is integral with the drive shaft of the electric motor. The shaft mechanical seal is housed at the rear of the impeller.

POS	DESCRIPTION	MATERIAL
1	PUMP HEAD	PP or PVDF
2	O-RING	EPDM or VITON
3	MECHANICAL SEAL	Bellow Seal PTFE SIC/CER or SIC/SIC
4	SHAFT	CERAMIC Al <sub>2</sub> O <sub>3</sub> 99.7%
5	IMPELLER	PP or PVDF

## How it works

The impeller is integral with the shaft and direct drive electric motor and is rotated at a preset speed with the centrifugal effect producing suction on the intake side and discharge on the delivery side.



## Application sectors

Chemical Industry , Galvanic & electronic Industry,  
Water Treatment Industry, Automotive



AUTOMOTIVE



CHEMICAL INDUSTRY

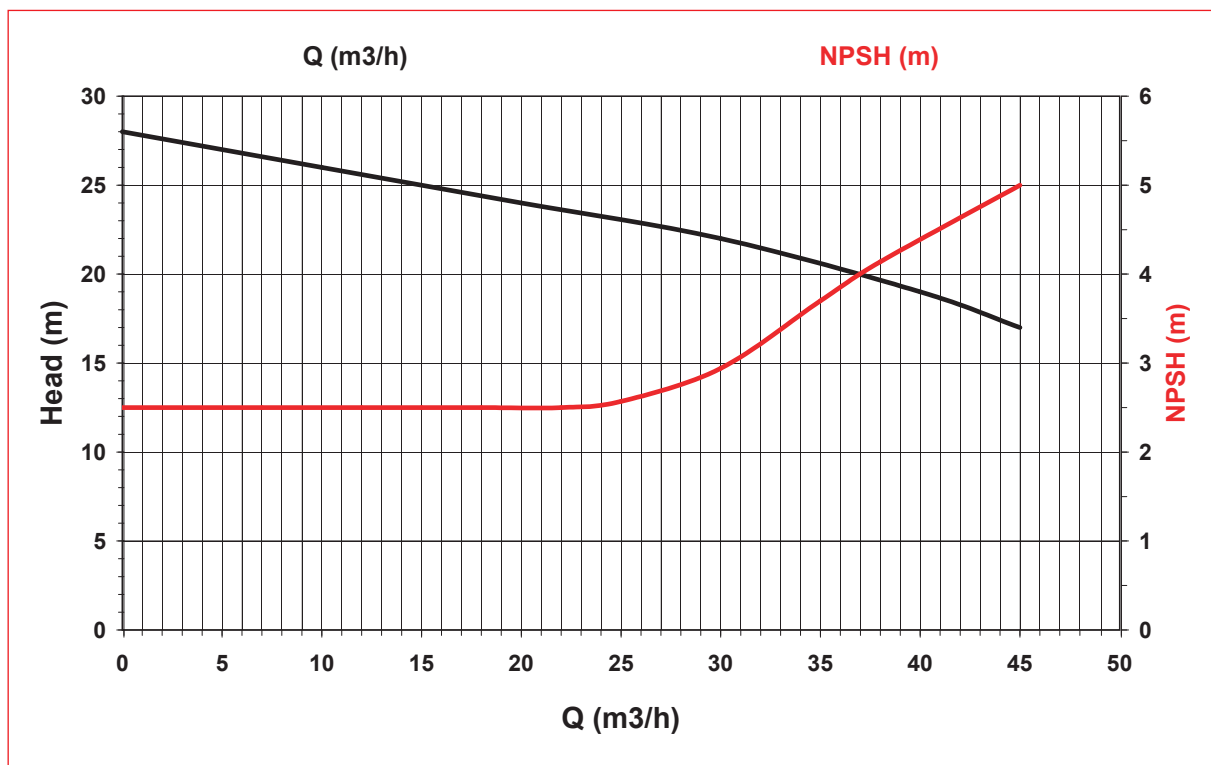


WATER AND SLUDGE  
TREATMENT

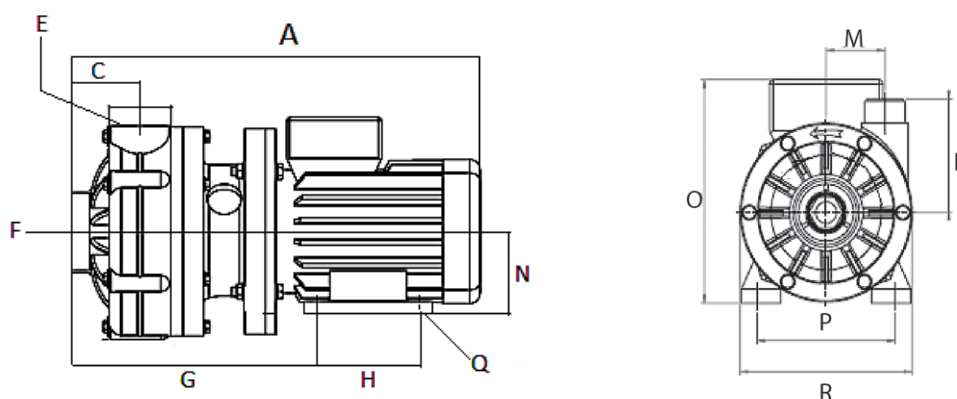


GALVANIC AND ELECTRONIC  
INDUSTRY


## Performance curves 2900 Rpm



## Dimensions



Pump Type	Motor Flange B3-B5	Kw	Rpm	Dimensions -mm-											
				A	C	E	F	G	H	L	M	N	O	P	Q
ADH 155	132	5.5	2800	527	68	2" M - DN 50	2 1/2" F - DN 65	300	140	158	96	112	249	190	300 4 X Ø12



*We Make The Difference*

**Production Plant - Greece**

Inofita Industrial area  
59th km Nat.Road Athens- Lamia  
GR 320 11 Inofita Viotia, Greece  
Tel +30 215 215 9520 , +30 215 215 9580  
Email: Sales@alphadynamic.eu  
www.alphadynamic.eu

**Sales Office – England**

Rockleigh House, 37 Burton Road  
Ashby de la Zouch , Leicestershire  
LE65 2LF - United Kingdom (UK)  
Registered in ENGLAND & WALES  
Registration number 09706219  
Tel +44 1213 680 324 , +44 1213 680472  
Email: Sales@alphadynamic.eu  
www.alphadynamic.eu