


Features

Mag drive centrifugal pumps series ADM 50 PP/PVDF are made of thermoplastic materials (Polypropylene and PVDF) and are suitable for high corrosive liquids. Thanks to the innovative mag drive system, pumps model ADM 50 PP/PVDF reduce the risks of losses and the maintenance costs. The transmission of the motion occurs through magnetic joints without using mechanical seals. This guarantees the maximum safety and efficiency.



Technical data

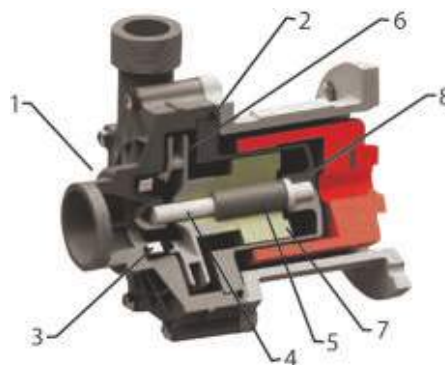
Constartion materials	PP - PVDF
Max Capacity	51 m ³ /h
Max Head	34 m
Max Temperature	PP 60°C , PVDF 90°C
Max viscosity	200 cSt
Intake / Delivery connections	3 " (M) x 2 1/2" (M) - Flange ANSI 150, PN10, JIS on request
Pump weight without motor	PP 32Kg, PVDF35 Kg
Pump weight with motor 4.0 HP	PP 72 Kg, PVDF75 Kg
Pump weight with motor 5.5 HP	PP 82 Kg, PVDF 80 Kg
Motor	7.5 HP 380V/3/50Hz 2800 Rpm 10 HP 380V/3/50Hz 2800 Rpm

ADM magnetic drive pumps

Design of magnetic drive centrifugal pumps

Magnetic drive centrifugal pumps have a particular seal-less design that is suitable to pump corrosive and dangerous liquids thanks to the high chemical resistance and absence of leakage and emissions. The structure is really simple so that the pump requires low maintenance cost with consequent economy in terms of repairing and spare part costs during the pump life.

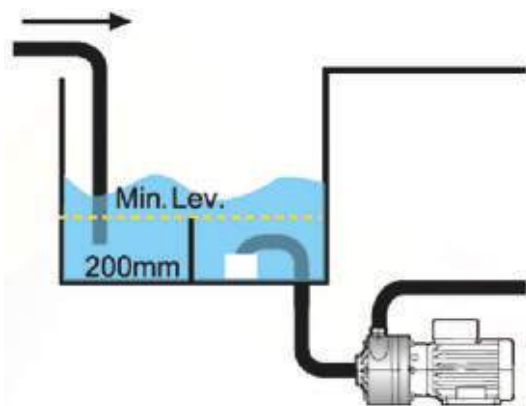
The external magnet is directly connected to the motor shaft and it transmits the torque to the internal magnet. The magnetic field created produces a rotation without physical contact between the parts so the impeller spins and moves the fluid. The rear casing is placed between the two magnet joints and it hermetically closes the hydraulic part from the motor.



POS	DESCRIPTION	MATERIAL
1	PUMP HEAD	PP or PVDF
2	O-RING	EPDM or VITON
3	CASING THRUST BUSH	CERAMIC Al_2O_3 +EPDM or VITON
4	SHAFT	CERAMIC Al_2O_3 99.7%
5	BEARINGS	PTFEC
6	IMPELLER	PP or PVDF
7	INTERNAL MAGNET	PP or PVDF + NdFeb
8	REAR CASING	PP or PVDF

Installation

ADM Magnetic drive Centrifugal pumps should be installed with the shaft positioned horizontally in a positive suction head arrangement. Suitable devices should be fitted to prevent dry running and the formation of a vortex and possible air suction. ADM Magnetic drive centrifugal pumps should only operate whilst filled. Running dry or with bubbles can cause damage .



Application sectors

Chemical Industry, Galvanic & electronic Industry, Water Treatment Industry, Automotive



AUTOMOTIVE



CHEMICAL INDUSTRY

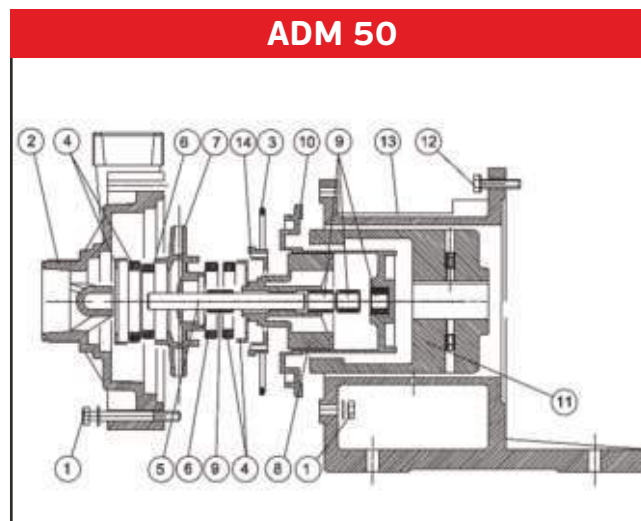


WATER AND SLUDGE
TREATMENT



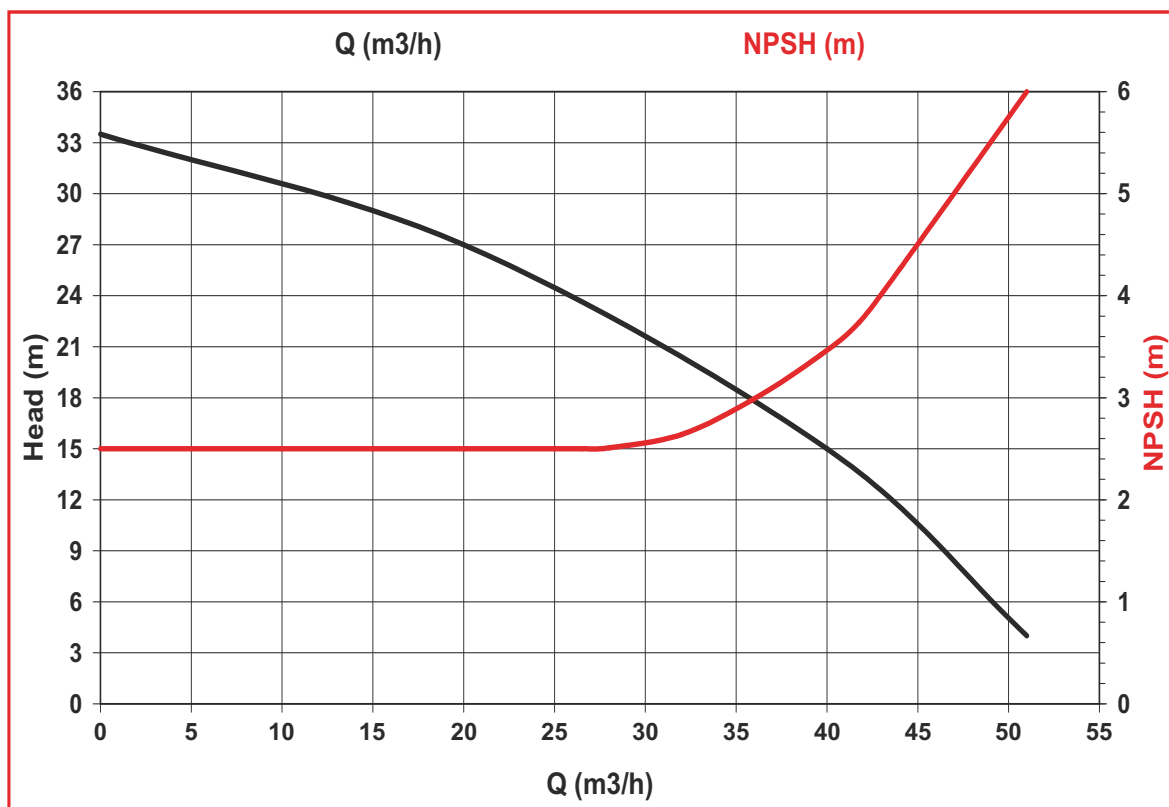
GALVANIC AND ELECTRONIC
INDUSTRY

ADM series section & spare part list

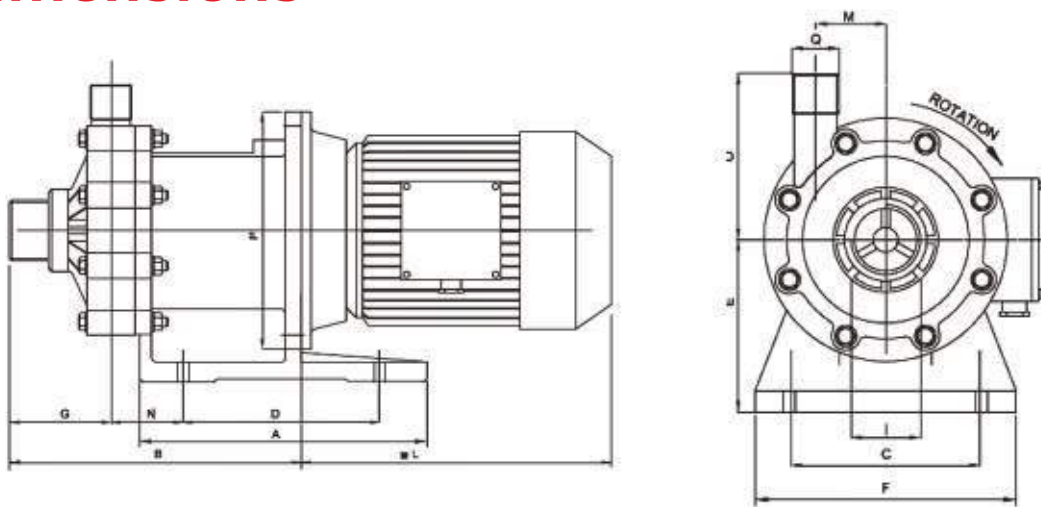


POS	PART. DESCR.	MATERIALS
1	SET SCREWS	AISI 304
2	PUMP CASING	PP - PVDF
3	O-RING	EPDM / VITON
5	SHAFT + RING	Al_2O_3
6	INTERNAL ROTATING KIT	PP/PVDF
9	BEARING	PTFEC
10	REAR CASING	PP - PVDF
11	EXTERNAL MAGNET	C40 NeFeb
12	SCREWS	AISI 304
13	BRACKET	PP



Performances



Dimensions



Pump Type	Motor Flange B3B5	Kw	Dimensions -mm-																
			A	B	C	D	E	F	G	H	Hs	Hd	I	L	M	N	O	P	Q
ADM 50	132	5,5	365	300	216	250	192	40	52	274	50	10	3" MALE	360	82,5	98	180	300	2 1/2" MALE
ADM 50	132	7,5	365	300	216	250	192	40	52	274	50	10	3" MALE	400	82,5	98	180	300	2 1/2" MALE



We Make The Difference

Production Plant - Greece

Inofita Industrial area
59th km Nat.Road Athens - Lamia
GR 320 11 Inofita Viotia, Greece
Tel: +30 215 215 9520, +30 215 215 9580
email: sales@alphadynamic.eu
www.alphadynamic.eu

Sales Office - England

Rockleigh House, 37 Burton Road
Ashby de la Zouch, Leicestershire
LE65 2LF - United Kingdom (UK)
Registered in ENGLAND & WALES
Registration number 09706219
email: sales@alphadynamic.eu
www.alphadynamic.eu