

The ADV 080 vertical centrifugal pump are high-performance pump for fixed installations with pump immersed directly in the tank and operated by a direct-drive electric motor (max 3000 rpm) for fast fluid drainage.



## Technical data

Construction Materials	PP - PVDF
Max. Capacity	6 m <sup>3</sup> /h
Max Head	7.5 m
Max Temperature	PP 60°C - PVDF 90°C
Max Viscosity	500 cPs
Max.diameter of passing solids	7 mm
Intake / delivery connections	1 1/2 "M x 1" M - DN40 X DN25 on request
Motor	0.75HP/380V3/50Hz / 2800 rpm

### Description


Vertical centrifugal pump with bracket ADV 080 is made of thermoplastic materials (PP and PVDF) and are suitable to pump high corrosive liquids with solids. Pump series ADV are available with different column lengths from 250 mm to 800 mm.

The open impeller allows pumping even with very dirty liquids having viscosity of up to 500 cps (at 20°C) and small suspended solids.

ADV 080 vertical centrifugal pump consists of a solid pump casing and a column fitted to the base plate supporting the lantern that in turn supports the electric motor. The direct-drive motor is connected by a flexible coupling on the pump shaft. The open impeller is fitted to the other end of the shaft that is supported by a radial bearing. This pump's special design allows the motor to be stripped without the need to disconnect the pump from the system

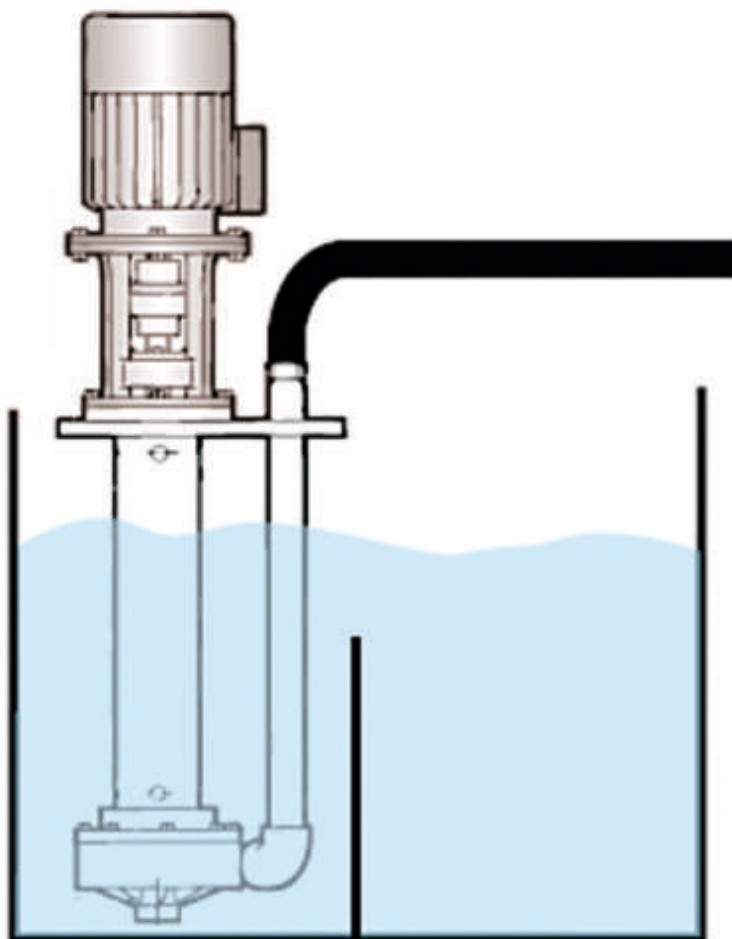
### Description of the Pump

POS	DESCRIPTION	MATERIAL
1	PUMP HEAD	PP or PVDF
2	O-RING	EPDM or VITON
3	SHAFT COVERING GUIDE	PP or PVDF
4	COVER	PP or PVDF
5	BUSHING	PTFEC
6	WEAR BUSHING	A1 <sub>2</sub> O <sub>3</sub>
7	IMPELLER	PP or PVDF
8	COLUMN	PP or PVDF



## Installation

ADV Vertical centrifugal pumps should only be installed with the shaft positioned vertically and the pump immersed in the tank. Suitable devices should be fitted to avoid dry running and/or the formation of a vortex and possible air suction. These pumps should only operate whilst filled. Running dry or with air bubbles can cause damage to the internal bushing



## Application sectors

Chemical Industry, Galvanic & electronic Industry,  
Water Treatment Industry



CHEMICAL INDUSTRY

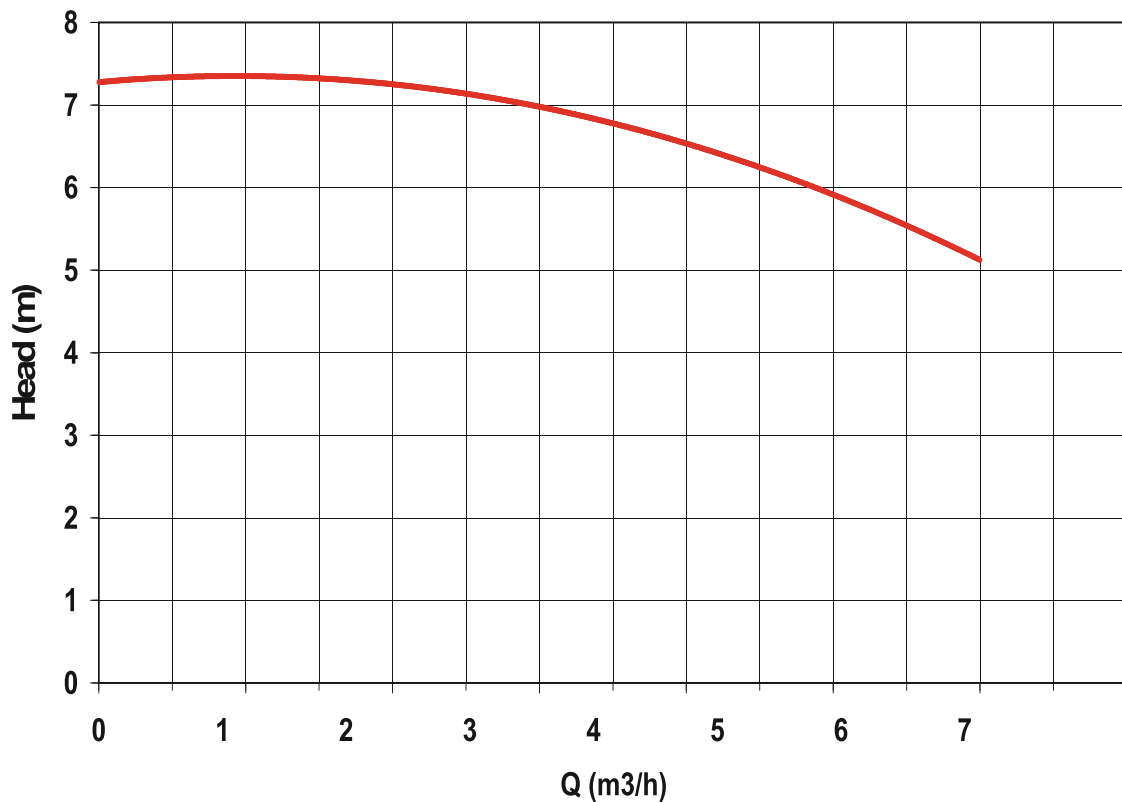


WATER AND SLUDGE  
TREATMENT



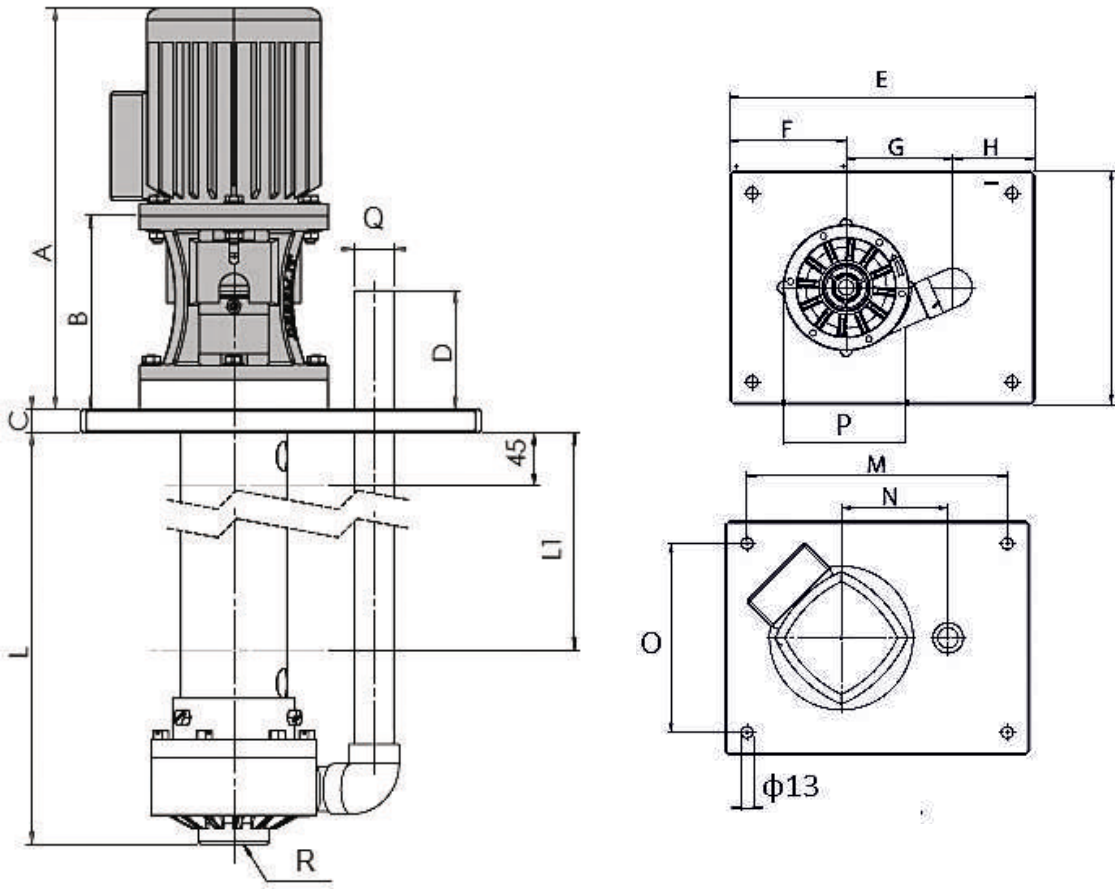
GALVANIC AND ELECTRONIC  
INDUSTRY

## Performance curves 2900 Rpm



Dimensions

Column length: 250 - 500 - 800 mm



Motor Weight	8 kg
Column Weight L=250 mm	PP 6.5 Kg - PVDF 7 Kg
Column Weight L=500 mm	PP 7.5 Kg - PVDF 8 Kg
Column Weight L=800 mm	PP 10.5 Kg - PVDF 11 Kg

Pump Type	Motor Flange B5	HP	Rpm	Dimensions -mm-															
				A	B	L	C	D	E	F	G	H	I	M	N	O	P	Q	R
ADV 080	80	0.75	2800	340	164	250-500-800	20	100	340	130	119	91	260	290	119	210	Φ140	1" F	1 1/2" M



*We Make The Difference*

### **Production Plant - Greece**

Inofita Industrial area  
59th km Nat.Road Athens - Lamia  
GR 320 11 Inofita Viotia, Greece  
Tel: +30 215 215 9520, +30 215 215 9580  
email: [sales@alphadynamic.eu](mailto:sales@alphadynamic.eu)  
[www.alphadynamic.eu](http://www.alphadynamic.eu)

### **Sales Office - England**

Rockleigh House, 37 Burton Road  
Ashby de la Zouch, Leicestershire  
LE65 2LF - United Kingdom (UK)  
Registered in ENGLAND & WALES  
Registration number 09706219  
email: [sales@alphadynamic.eu](mailto:sales@alphadynamic.eu)  
[www.alphadynamic.eu](http://www.alphadynamic.eu)